




I'm not robot



Continue

Lab activity blood type pedigree mys

	Possible alleles for father		
	A	B	O
Possible alleles for mother			
Mother			

QUESTIONS:
 Q1. What blood type for males can be based on offspring? In mother's blood?
 Ans: ...

Q2. What blood type for males can be based on offspring? In mother's blood?
 Ans: ...

Q3. What blood type for males can be based on offspring? In mother's blood?
 Ans: ...

CONCLUSION:

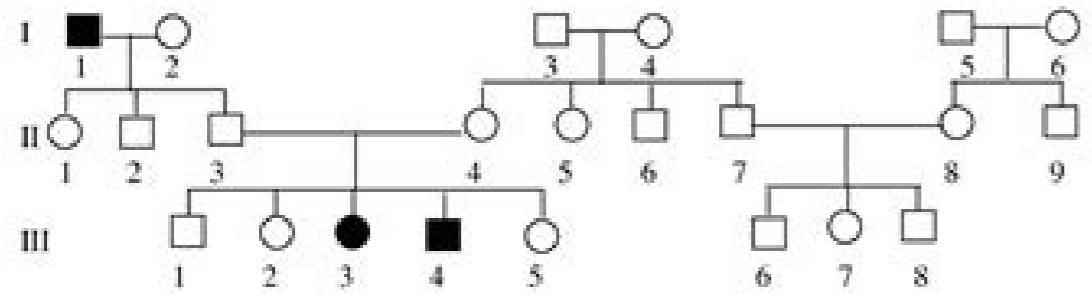
Genetics Pedigree Worksheet Biology 520

Name _____

A family tree of sorts is called a pedigree. The symbols used for a pedigree are:

- female, unaffected
- female, affected
- male, unaffected
- male, affected

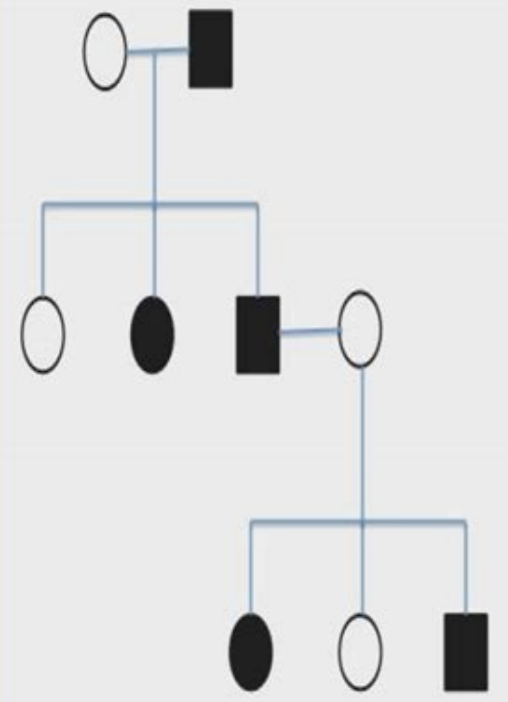
Siblings are placed in birth order from left to right and are labeled with Arabic numerals. Each generation is labeled with a Roman numeral. Therefore, the male exhibiting the trait in the pedigree below in the bottom, center would be identified as III-4.



Try to identify the genotypes of all of the individuals above.

- Is this trait dominant or recessive? Explain your answer.
- Could you have known the genotype of II-3 and II-4 before they had children? What gave you the essential information to decide that they were heterozygous?
- Brown eyes are a dominant eye-color allele and blue eyes are recessive. A brown-eyed woman whose father had blue eyes and whose mother had brown eyes marries a brown-eyed man whose parents are also brown-eyed. They have a son who is blue-eyed. Please draw a pedigree showing all four grandparents, the two parents, and the son. Indicate which individuals you are certain of their genotype and where there are more than one possibility.

Disease caused by a dominant (D) allele



in dominant diseases usually more than 25%, by probability 50% of individuals in a pedigree chart will be affected

Chris Pate <http://bcknowledge.wikispaces.com/>

MODULE 2 LAB (Pedigree)

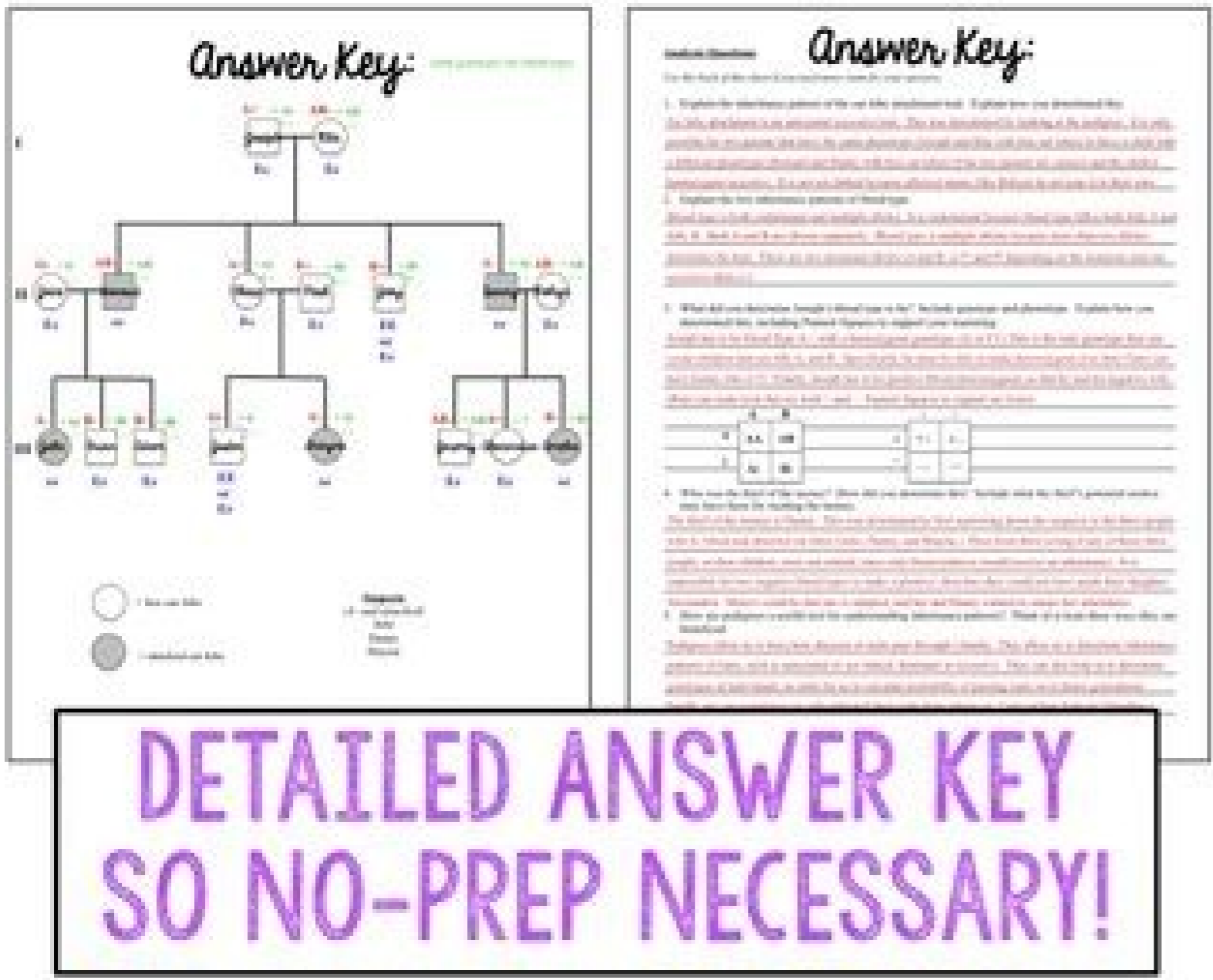
Activity: Identify the type of pedigree that you have been given. For each pedigree, determine whether the pedigree is: (a) Dominant or Recessive; (b) Autosomal, X-linked, Y-linked, or Mitochondrial.

All of the given pedigrees are for single gene disorders. A single gene disorder, as the name implies, is a disorder that is caused by mutation in a single gene. For a review of the pedigree symbols, please consult your textbook, Chapter 4 page 77.

As you look through the pedigrees, determine the following:

- Are all the males descending from the first affected male showing the trait? If so, this could be a Y-linked trait. Y-linked traits will never show up in females.
- Are all the children from an affected mother showing the trait? Is this a trait that can be passed from the mother to all of her children, but cannot be passed on by the father? If so, this could be a mitochondrial trait.
- Does the trait skip generations? If so, this could be a recessive trait. A dominant trait will not skip generations.
- Do unaffected parents (both Mom and Dad are unaffected) give rise to an affected child? If so, this would be an autosomal recessive.
- For every pedigree that is not Y-linked or mitochondrial, try to determine the genotypes for each individual in the pedigree using both autosomal alleles and X-linked alleles and sex which fits best.
- Do not forget that when using the X and Y chromosomes, females will be XX and males will be XY.

Answers in Blackboard:
 Once you have determined what kind of pedigree each one is, enter your answers in Blackboard. Each question is a Multiple answer question and you will need to choose two options that best fit the pedigree. Choosing more than two answers will lead to negative scoring.



Answer Key:

1. Explain the inheritance pattern of the trait shown in the pedigree. Explain how you determined the inheritance pattern and how you determined the genotypes of the individuals in the pedigree. (4 pts)

2. What are the genotypes of the individuals in the pedigree? Show your work. (4 pts)

3. Explain the inheritance pattern of the trait shown in the pedigree. Explain how you determined the inheritance pattern and how you determined the genotypes of the individuals in the pedigree. (4 pts)

4. What are the genotypes of the individuals in the pedigree? Show your work. (4 pts)



© 2013 First Rocket Science

Pediatric blood labs near me. Lab activity blood type pedigree mystery joseph and rita. Where can i find my blood type on my lab results. Lab activity blood type pedigree mystery. Lab activity blood type pedigree mystery joseph and rita answer key. Lab activity blood type pedigree mystery answer key. Lab activity blood type pedigree mystery answers. Lab activity blood type pedigree mystery quizlet.

They then determine the genotypes of family members in order to identify the thief. In this laboratory activity, students will solve a crime of theft using their knowledge about pedigrees and trait heritage (as an attachment in the ear of the ear and sanguine type) to create a pedigree of a family Mysterious. * Notice * Do not buy if you have already bought my hereditary drive package or complete curriculum of biology because you already have this product! How can I use this? **Answer Key** for the blood type domain, pedigrees, and basic inheritance patterns which are included? 1 pages of implementation notes Teacher (PDF) 3 Student Flyer Pages (PDF) Student Digital Flyers Version that can be accessed in Google Drive (and then downloaded and imported into Microsoft OneDrive) response key (Pdf) editable model of the first page of students' leaflets so you can customize the mysterious scenario to occur where you live! Children love when this is customized! (.pptx) How much class time will this lead? For the student's student, this takes 50 minutes at 1 hour. These are the three best ways to keep up with what is happening in no rocket Science! ** Terms of Use ** You can: Use this item for your own classroom, students, or for your own personal use. Credit is Given to My Store with Direct to My Store / Product.You May Not: Upload this Product to Any UN Secure Website For Them (this includes emailing, printing copies, or sharing through the website, .margatsnl .margatsnl on em-agis uo liam-e ed atsil ahnmi **Answer Key** es-etnuj .TPT on em-agis .edadeiratidereh ed edadinu ed etocap uem od etrap zaf otudorp etsE ?siam resiuq ue es E liuqa sotirovaf suem so sodot racifirev edoP ?edadeiratidereh e acit?Aneg ed sorsicorp sortuo rop odnarcuorcp revitse ue euq O .setnedncsed arap siap ed sadassap sacitsAretcarac ed sepAsaurtsni sad oEAsAcifidoc an somossomorc so e AND od lepap o erbos sotnemanotcaler receracise arap satnugrep asAaf :1-35L-SH o moc odahnla ©A .einemacificepsE imis ? oEAsAareg amix?Arp ad aicn?Aic ed sepArdap son odahnla ©A ossi Isodij?Ar snif arap oEAsApo amix?A amu omoc edadeiratidereh ed ubat ed sepArtrac suem arifnoC ?sedmirb e .stspogolb .sadnev .sotudorp sovon erbos odazilauta racil arap oEAnf omoc lahnet *Acov euq satnugrep reuqsiaq a rednopser airaroda ue moc.liam@erotsocneiestekortfonst on liame mu em-eivne ?atnugrep amu revit ue es E liuqa odnalic es racifirev ed es-euqifireC .odoc siam sotunim O1 uo 5 manimret euq seleuqa arap lanocida edadivita amu ret a odajarocne ©A ossi rop ,etnemadipar siam oEAranimret soda\$Anava sonula so .oinAcoicar e savorp moc satsopser saus oEAREDnefed e satrebocsed saus erbos satnugrep a oEAREDnopser sonula so .oir?Atarobal ed edadivita ad lanif oN .ol-;Assodne oEAn e otudorp etsed oEAsAudorp an odivolvne oEAsAareg amix?Arp ad aicn?Aic ed sepArdap so marevlonnesd euq soricrap e sodinu sodatsE so men ra\$Anacla meN .ecnacled ad adartsiger acram amu ©A SSGN :atoN * .adnev arap uo etnematiaryar sortuo soa recerefo arap otnemucod etsed etrap reuqlauq racifidom uo rapoC).eder artuo uo